

SST FOR AIR CONDITIONING SYSTEM

	Page
SST FOR AIR CONDITIONING SYSTEM	2

NOTE:

- To find out the compressor type, please refer to the manufacturer's label affixed to the compressor.
- "For CFC-12" in the Note column means the tool is for use with R12 refrigerant (R-12).
"For HFC-134a" means the tool is for use with HFC-134a refrigerant (R-134a).
When no indication is given, the tool can be used for either refrigerant.

NOTE:

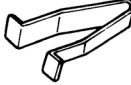








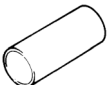


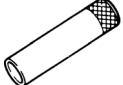
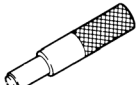


- *Pour trouver le type da compresseur, se reporter à étiquette du fabricant sur le compresseur.*
- *"Pour CFC-12" dans la colonne "Note" signifie que l'outil est pour un usage avec réfrigérant CFC-12 (R-12).
"Pour HFC-134a" signifie que l'outil est pour un usage avec réfrigérant HFC-134a (R-134a).
Lorsqu'aucune indication n'est donnée, l'outil peut être utilisé pour un des deux réfrigérants.*


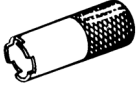
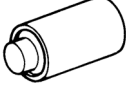

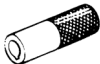
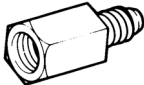

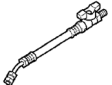






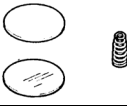
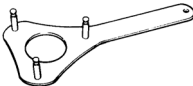
HINWEIS:

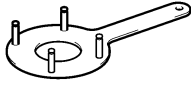


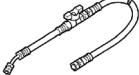
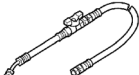
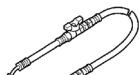








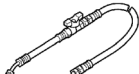
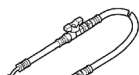
- Zum Ermitteln des Kompressortype auf die am Kompressor angebrachte Herstellerplakette Bezug nehmen.
- "Für CFC-12" in der Anmerkungsspalte bedeutet, daß das betreffende Werkzeug für das Kältemittel CFC-12 (R-12) bestimmt aist.
"Für HFC-134" bedeutet, daß das betreffende Werkzeug für das Kältemittel HFC-134a (R-134a) bestimmt ist.
Falls keine Angaben gemacht sind, kann das Werkzeug für beide Kältemittel verwendet werden.

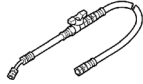

NOTA:

- *Para encontrar el tipo de compresor, sirvase referirse a la etiqueta del fabricante que se encuentra adherida al compresor.*
- *"Para CFC-12" en la columna Nota, significa que la herramienta es para usarla con el refrigerante CFC-12 (R-12).
"Para HFC-134a" significa que la herramienta es para usarla con el refrigerante HFC-134a (R-134a).
Cuando no se dé ninguna indicación, la herramienta puede usarse con cualquiera de los dos refrigerantes.*

Part Name				COMPRESSOR						Note
				10P13	10P15	10P17	10P25	TV## series	10PA series	
Part No.										
Illustration	TOYOTA No.	DENSO No.								
	09985-00010	95143-10010	Felt Remover Seal Plate					*	*	
	09985-00020	95047-10320	Magnetic Clutch Remover					*	*	
	09985-00030	95047-10070	Magnetic Clutch Stopper	*	*	*				Overhang type magnetic clutch
	09985-00040	95047-10310	Magnetic Clutch Stopper					*		
	09985-00050	95042-10150	Seal Plate Remover	*	*	*				
	09985-00060	95042-10130	Shaft Seal Remover	*	*	*				
	09985-00070	95042-10160	Key Remover	*	*	*				
	09985-00080	95042-10510	Key Remover				*			
	09985-00090	95042-10620	Lip Seal Protector						*	
	09985-00100	95042-10611	Lip Seal Presser						*	
	09985-00110	95042-10631	Lip Seal Remover						*	
	09985-00120	95042-10790	Lip Seal Protector	*	*					10P13, 15
	09985-00130	95042-10780	Lip Seal Presser	*	*					10P13, 15
	09985-00140	95042-10770	Lip Seal Remover	*	*					10P13, 15
	09985-00150	95042-10810	Lip Seal Protector				*			
	09985-00160	95042-20420	Lip Seal Guide				*			

Part Name				COMPRESSOR						Note
Part No.				10P13	10P15	10P17	10P25	TV## series	10PA series	
Illustration	TOYOTA No.	DENSO No.								
	09985-00170	95042-10950	Lip Seal Presser				*			
	09985-00180	95042-10140	Seal Plate Presser	*	*					
	09985-00190	95143-10021	Seal Plate Presser					*		
	09985-00200	95042-10540	Seal Plate Presser				*			
	09985-00210	95042-10530	Key Replacer				*			
	09985-00220	95042-10880	Charging Hose Adaptor	*	*	*	*	*	*	
	09985-00230	95948-10630	Refrigerant Charging Hose						For CFC 12 (Red) 1500 mm	
	09985-00240	95948-10580	Refrigerant Charging Hose						For CFC 12 (Red) 7/16-20UNF & 3/8-24UNF 2000 mm	
	09985-02010	95048-10091	Refrigerant Charging Gauge							
	(09985-02020)	(95048-20120)	(Refrigerant Charging Gauge Body)							
	(09985-02030)	(95805-10241)	(Low Pressure Gauge)							
	(09985-02040)	(95805-10251)	(High Pressure Gauge)							
	(09985-02100)	(95907-10310)	(O-Ring)						for Discharge Quick Coupler Hi Pressure	
	(09985-02120)	(95907-10320)	(O-Ring)						for Discharge Quick Coupler Lo Pressure	
	(09985-00250)	(95048-20061)	(Service Kit Refrigerant Charging Gauge Body)							
	09985-00260	95047-10332	Magnetic Clutch Stopper					*		

Part Name				COMPRESSOR						Note
				10P13	10P15	10P17	10P25	TV## series	10PA series	
Part No.		TOYOTA No.	DENSO No.							
Illustration										
		09985-00270	95047-10400	Magnetic Clutch Stopper						
		09985-20010	95048-00063	Air Conditioner Service Tool Set						* * * * * * For HFC-134a
		(09985-02010)	(95048-10091)	(Refrigerant Charging Gauge)						
		(09985-02050)	(95948-10460)	(Refrigerant Charging Hose)						Utility (Yellow) 2000 mm
		(09985-02060)	(95948-10480)	(Refrigerant Charging Hose)						Suction (Blue) 1500 mm
		(09985-02070)	(95948-10470)	(Refrigerant Charging Hose)						Discharge (Red) 1500 mm
		(09985-02080)	(95906-10300)	(Refrigerant Charging Hose Packing)						Set of 10
		(09985-02090)	(95048-10130)	(Quick Coupler)						Discharge (diam. 16 mm)
		(09985-02110)	(95048-10140)	(Quick Coupler)						Suction (diam. 13 mm)
		(09985-02130)	(95048-10150)	(Refrigerant Drum Service Valve)						
		(09985-02140)	(95906-10310)	(Refrigerant Drum Service Valve Packing)						Set of 10
		(09985-02150)	(95048-10160)	(T-Joint)						
		09985-30010	95048-00024	Air Conditioner Service Tool Set						* * * * * * For CFC-12
		(09985-00250)	(95048-20061)	(Service Kit Refrigerant Charging Gauge Body)						
		(09985-03010)	(95948-10490)	(Refrigerant Charging Hose)						Yellow color 20000 mm
		(09985-03020)	(95948-10510)	(Refrigerant Charging Hose)						Blue color 15000 mm

Part Name				COMPRESSOR						Note
Part No.				10P13	10P15	10P17	10P25	TV## series	10PA series	
Illustration	TOYOTA No.	DENSO No.								
	(09985-03030)	(95948-10500)	(Refrigerant Charging Hose)							Red color 1500 mm
	(09985-02080)	(95906-10300)	(Refrigerant Charging Hose Packing)							Set of 10